

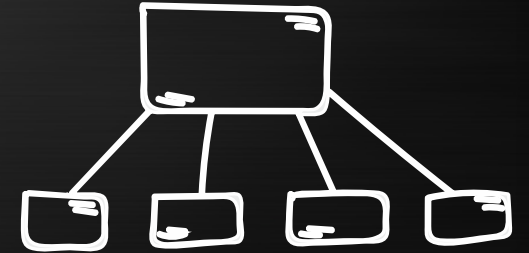


get started

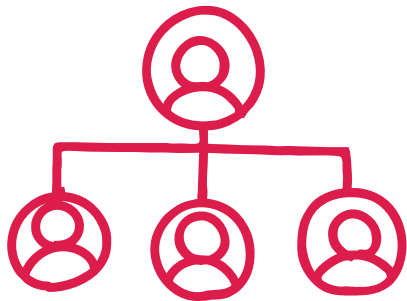
as simple to use as a pen




iFlipChart



sketching and annotation

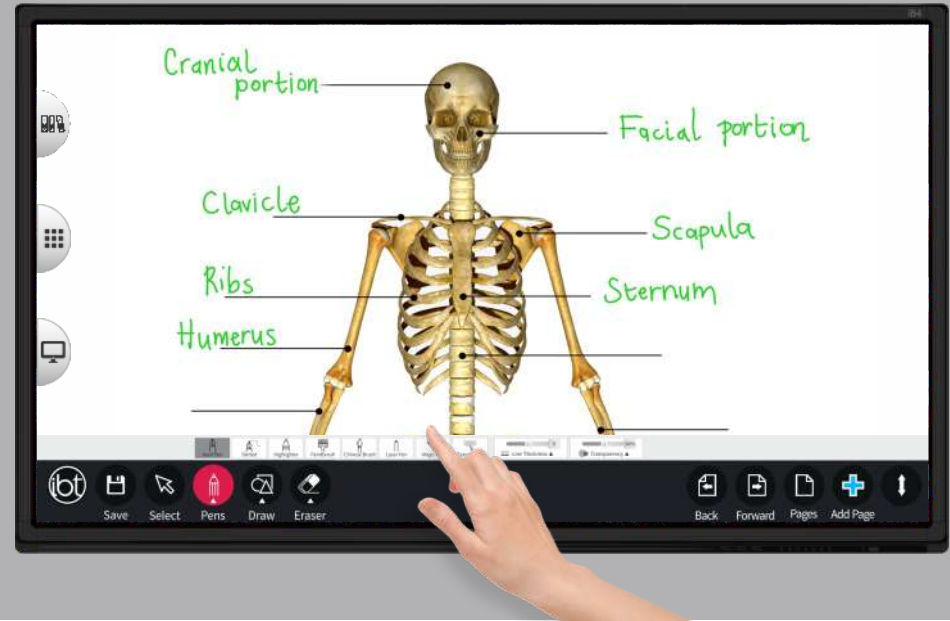


SOLUTION



easy to use sketching tools
No training required, just walk up to your interactive touchscreen and start working.

GET THOSE IDEAS DOWN



PENS

Write down your ideas and illustrate your concepts using the pen tools; choose from pen styles, colours, thickness and transparencies. The magic pen includes fun styles like rainbow lines and stamps.



PAINTBRUSHES

Get your users creativity flowing, use the paintbrush tools to create collaborative art. Set thickness, transparency and colours and get sketching.



SHAPES

Along with shapes, iFlipChart includes shape recognition. Draw out a shape freehand and iFlipChart will convert it into a vector shape, great for users who prefer to sketch out diagrams quickly.



ANNOTATION

Press the desktop tab to move to your desktop. Open any website or your own files and annotate directly on to the screen. Press home to move back to iFlipChart easily.



IMPORT IMAGES

Enhance your pages by importing images. Draw or annotate on them using any of the sketch tools. You can also save your iFlipChart work as images so you can distribute your pages.

when a blank canvas doesn't have to be white
**Be as creative as you want, pick
coloured, lined and grid styles for
your pages.**

LESS PAPER WASTE

Save your
iFlipChart work as
images so you can
share your pages



RESOURCE BANK

Access useful resources from the resource bank tab located on the side of the page for quick and easy access. We've also made it easy for you to add your own images to the bank so you or your users can insert them into the iFlipChart page easily.

Created good material? You can also save your iFlipChart pages as images and then add them to the resource bank to use again and again.





AVAILABLE FOR ANDROID & WINDOWS PLATFORMS



DISCOVERIBT.COM

Designed for everyone